

ESPECIFICACIONES TÉCNICAS

PW-1105

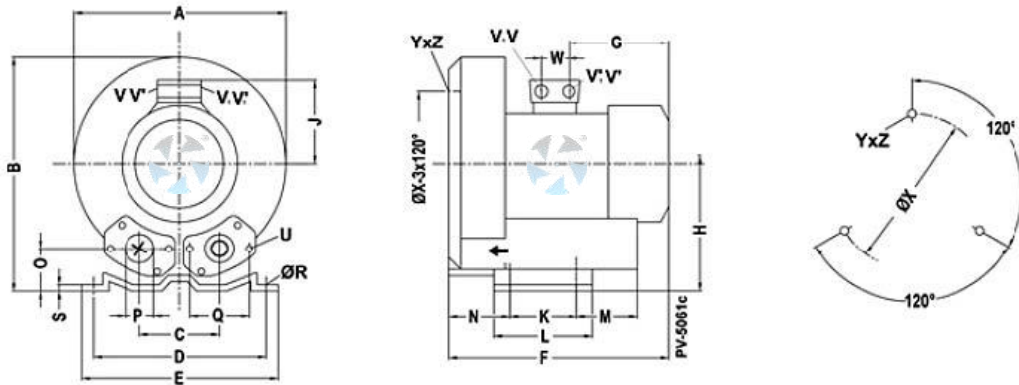


PUMPOWER[®]

REFERENCIA	PW-1105
POTENCIA	0,38 HP / 280 W
TENSIÓN REQUERIDA / FRECUENCIA	110 V o 220 V a 60 Hz MONOFÁSICO
NIVEL PRESIÓN ACÚSTICA	50 dB (A)
CAUDAL MÁXIMO (Q.MAX)	85 m ³ /h 50,0 pie ³ /min [CFM]
VACÍO MÁXIMO	-130 mBar
PRESIÓN MÁXIMA	140 mBar
	2,03 psi
	0,14 Bar
	14,0 kPa
PROFUNDIDAD MAX	1,2 m.c.a. [metro columna de agua]
VELOCIDAD	3360 rpm
DIÁMETROS: ENTRADA / SALIDA	1 pulg. X 1 pulg.
AMP. CON CARGA	110 V 5,0 A / 220 V 2,8 A.
PESO	10 kg
DIMENSIONES CAJA	36 cm x 34 cm x 36 cm



Dimension for Side Channel Blower

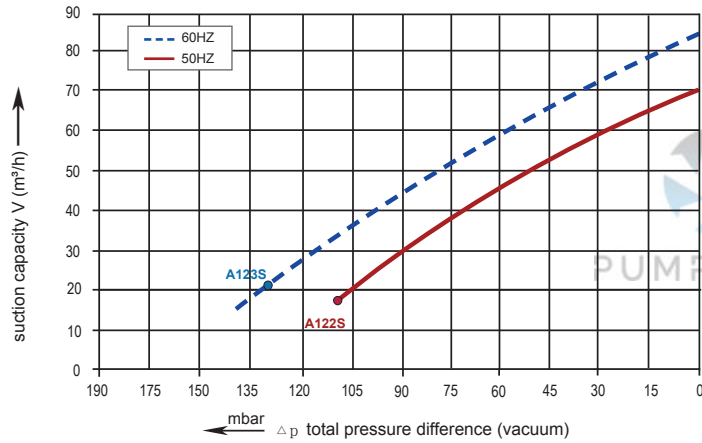


Type	Phases	A	B	C	D	E	F
PW-1105	1~	213	225	76	155	172	242
G	H	J	K	L	M	N	O
124	114	101	80	101	111	52	33
P	Q	ØR	S	U	V1	V1(3-)	V'1(3-)
G 1	46	8.5	2	M6×18	M16×1.5	—	—
W	ØX	Y_Z	X-Holes				
29	126	M6×20	0°/120°/120°				

Note: Model offerings and design parameters may change without notice.

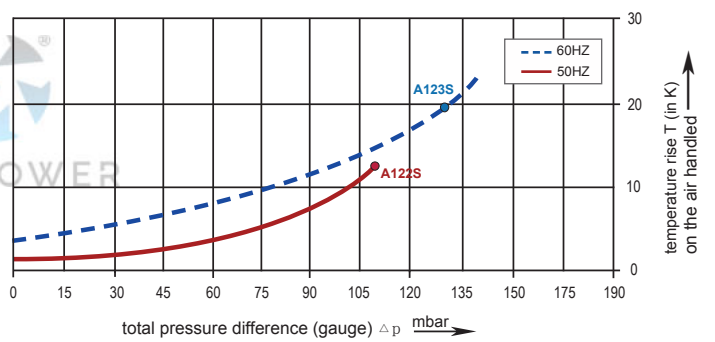
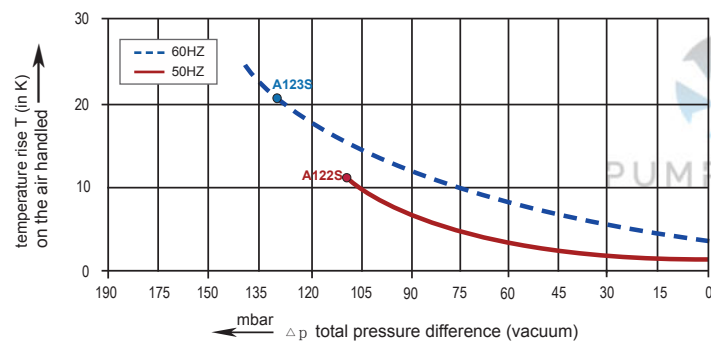
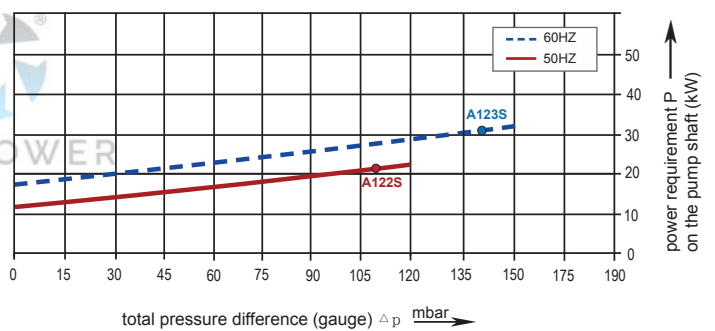
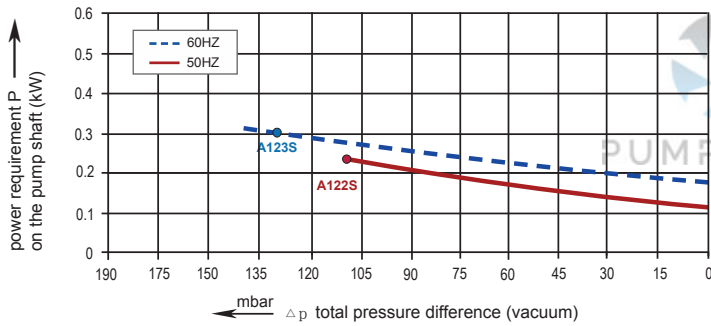
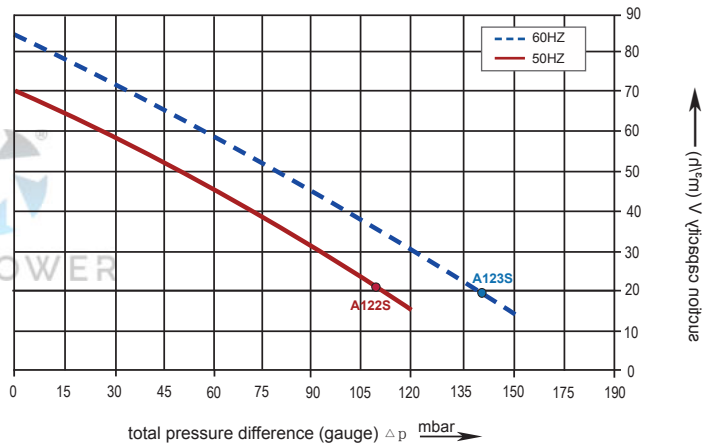
PW

Performance curve for Vacuum pump



PW-1105

Performance curve for Compressor




The performance curves are based on air at a temperature of 15 °C and an atmospheric pressure of 1013 mbar with a tolerance of +/- 10 %. The total pressure differences are valid for suction and ambient temperatures up to 25 °C. For other conditions please confer with us.

Each blower can be applied both as vacuum pump and compressor in continuous operation over the total stated performance curve range. The motors are available as standard for the input voltage range of 50 and 60 Hz and for protection category IP 55 as well as approved for UL and CSA.

Selection and ordering data

Type PW-1105

Curve No.	Order No.	Fre-quency	Rated power	Input voltage		Input current	Permissible total differential pressure ²⁾		Sound pressure level ³⁾	Weight ca.	
				Hz	kW		V	A			Vacuum mbar
1~ 50/60 Hz IP55 with attached condenser for continuous operation											
A 122S	PW-1105	50	0.25	110	220	3.4	1.7	-110	110	48	8
A 123S	PW-1105	60	0.28	110	220	3.8	1.9	-130	140	50	8



Other voltage ranges		
PW-1105		
50Hz	60Hz	↑ ↑
3 ~		
185...225 V D/320...390 V Y	200...240 V D/345...415 V Y	H 1
200...240 V D/345...415 V Y	200...275 V D/380...480 V Y	H 6
345...415 V D	380...480 V D	H 7
500 V D	575VD	C 5
Machines according to the ATEX norm 94/4 EG are available for the whole performance range. Following types available: Category 3 G, 3/2 G, 3 D and 3/2 D.		
1 ~		
100 / 200 V	100 / 200 V	V 4
115 / 230 V	115 / 230 V	V 5
230V	230V	A 1

Further voltage range on request; please quote in plain text.

All blower achieve the standards and norms of the low voltage directive (LVD)2006/95/EC, rotating electrotechnical motor EN 60034-1-2004, electromagnetic compatibility (EMC) EN55014-1/2, EN61000-2/-3/-4/-6.

- 1) For standard UL for ELECTRIC MOTOR UL 1004-1.
- 2) Relief-valve are available for limiting differential pressure.
- 3) Measuring-surface sound-pressure level acc. to DIN EN 21680, measured at a distance of 1 m. The pump is throttled to an average suction pressure, a hose is connected to the discharge side (compressor) / suction side (vacuum pump), but is not fitted with relief valves.

The motors are designed according to the DIN EN 60 034 / DIN IEC 34-1 and temperature class F.

For the three phase machines the tolerances are +/- 10 % for fixed voltage and +/- 5 % for voltage range.

The single phase machines are designed with a +/- 5 % tolerances. If only 90 % of the maximum allowed pressure will be used for the continuous operating then the allowed voltage range add to +/- 10 %.

For all single and three phase machines which designed according to the UL and CSA norm (UL 1004-1) the maximum allowed voltage tolerances are - 10 % resp. + 6 %.

The frequency tolerance is maximum +/- 2 %.



PUMPOWER®

BLOWER INDUSTRIAL

- Fabricados con tecnología alemana.
- Equipos de caudal - alto flujo de aire [2.500 m³/h].
- Equipos de alta presión [1.000 mBar].
- Libre de mantenimiento.
- Niveles de ruido bajo.
- Rodamientos originales de alta calidad.
- Funcionamiento libre de aceites, aire limpio.
- Fácil instalación.
- Precio competitivo.
- Diferentes diseños incluyendo una etapa, dos etapas y tres etapas.
- Garantía Amplia.
- Diferentes tipos de conexión: monofásica 110V - 220V, trifásica 220V - 440V.
- Algunas aplicaciones:
 - Oxigenación en estanques diseñados para la piscicultura, acuicultura y/o afines, en tierra y/o geomembrana.
 - Aireación y extracción de gases en la minería.
 - Secado de pintura automotriz.
 - Aspiradoras industriales para lavaderos de carros.
 - Oxigenación en plantas de tratamiento de aguas residuales.
 - Secado de papel.
 - Entre otros.

- | | |
|---|--|
| 1 Tapa posterior del Blower. | 6 Flecha de dirección del transporte del fluido. |
| 2 Tapa delantera del Blower. | 7 Flecha que indica el sentido de rotación. |
| 3 Conexión - ducto de succión/vacío. | 8 Motor asíncrono. |
| 4 Conexión - ducto de descarga/presión. | 9 Tapa del ventilador. |
| 5 Base para instalación. | 10 Caja de bornes/terminales. |

