


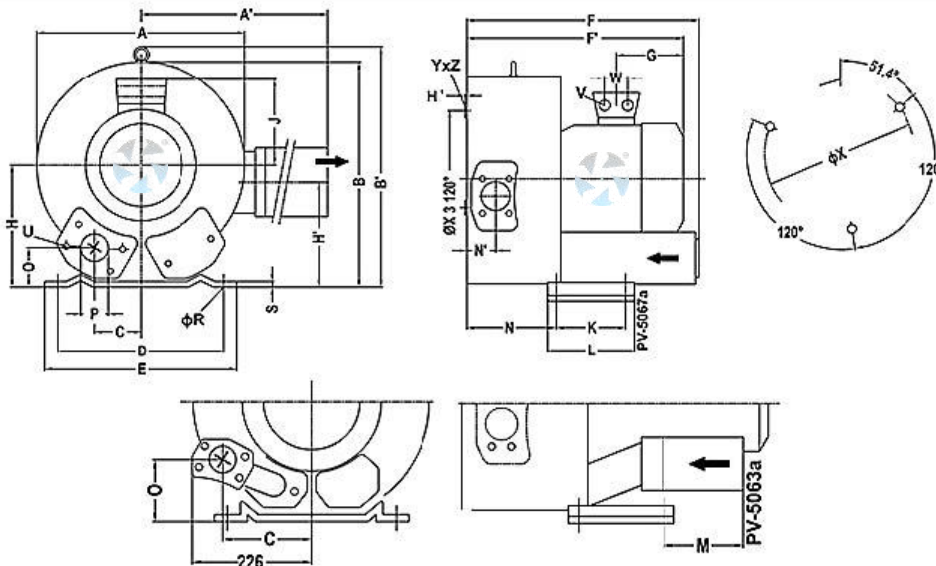
ESPECIFICACIONES TÉCNICAS

PW-8236



PUMPOWER®

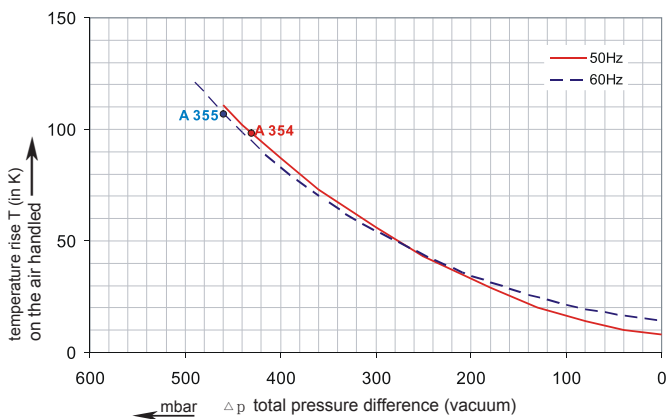
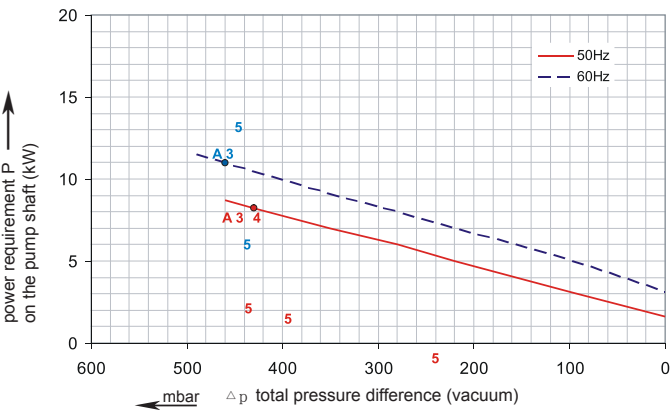
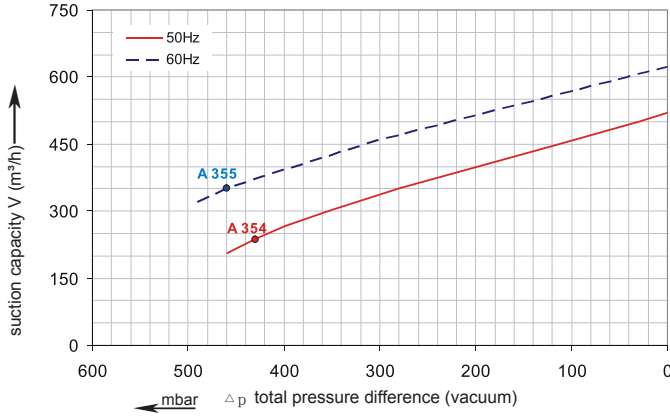
REFERENCIA	PW-8236	DOS ETAPAS
POTENCIA	16,89 HP / 12,60 kW	
TENSIÓN REQUERIDA / FRECUENCIA	220 V o 440 V a 60 Hz / TRIFÁSICO	
NIVEL PRESIÓN ACÚSTICA	78 dB (A)	
MÁXIMO FLUJO DE AIRE (Q.MAX)	620 m ³ /h	
CAUDAL MÁXIMO (CFM)	364,92 pie ³ /min	
VACÍO MÁXIMO	-460 mBar	
PRESIÓN MÁXIMA	600 mBar	
	8,70 psi	
	0,60 Bar	
	60,0 kPa	
PROFUNDIDAD MAX.	5,9 m.c.a. [metro columna de agua]	
VELOCIDAD	3530 rpm	
DIÁMETROS: ENTRADA / SALIDA	2,5 pulg. X 2,5 pulg. ½ pulg.	
AMP. CON CARGA	220V 50,0 A / 440V 29,0 A.	
PESO	104 kg	
DIMENSIONES CAJA	74 cm x 84 cm x 54 cm	


Dimension for Side Channel Blower


Type	Phases	A	A'	B	C	D	E
PW-8236	3~	500	549	490	76	356	394
F	F'	G	H	H'	J	K	L
545	694	328	240	199	197	170	217
M	N	O	P	φR	S	V	W
—	212	105	G 2 ½	15	6	4xM40x1.5	54
φX	Y_Z	X-Holes					
286	M12x20	51.4°/120°/240°					

PW

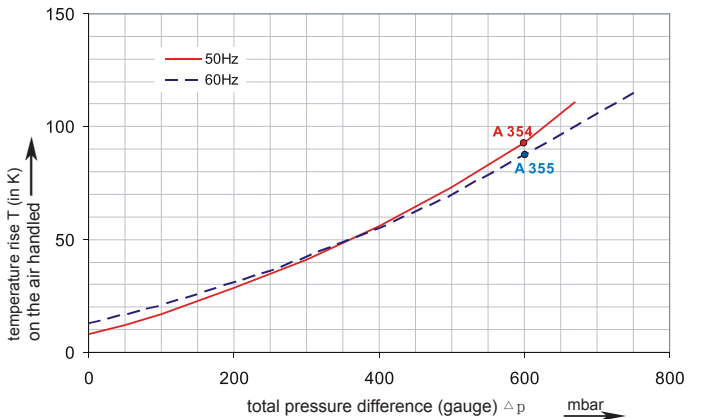
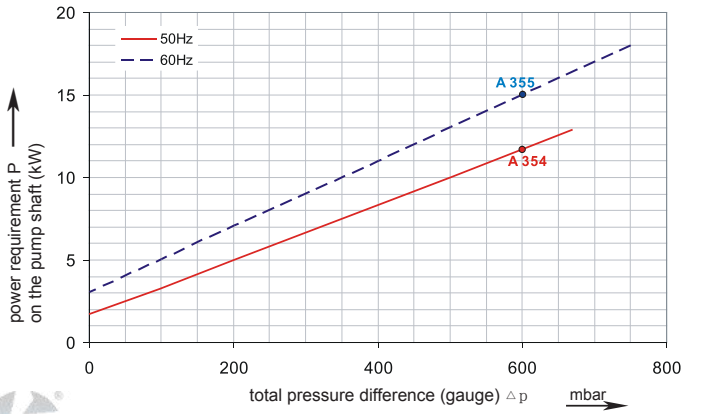
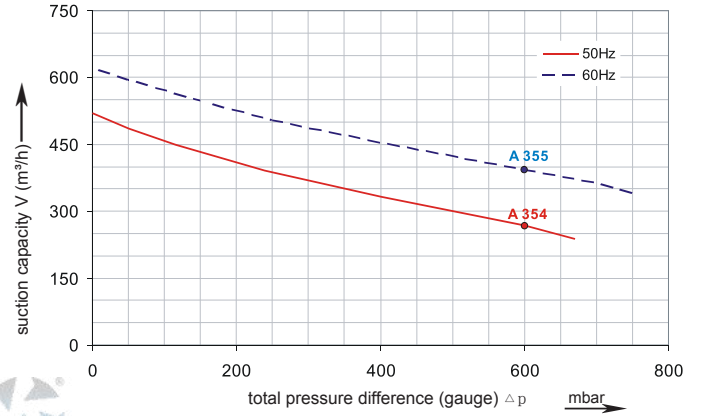
Performance curve for Vacuum pump



The performance curves are based on air at a temperature of 15 °C and an atmospheric pressure of 1013 mbar with a tolerance of +/- 10 %. The total pressure differences are valid for suction and ambient temperatures up to 25 °C. For other conditions please confer with us.

PW-8236

Performance curve for Compressor



PUMPOWER





PUMPOWER

Each PW type can be applied both as vacuum pump and compressor in continuous operation over the total stated performance curve range. The motors are available as standard for the input voltage range of 50 and 60 Hz and for protection category IP 55 as well as approved for UL and CSA.

Selection and ordering data
Type PW-8236

Curve No.	Order No.	Fre- quency	Rated power	Input voltage		Input current		Permissible total differential pressure ²⁾		Sound pressure level ³⁾	Weight ca.
				Hz	kW	V		Vacuum mbar	Compressor mbar		
3~ 50/60 Hz IP55 isolation material class F 1)											
A 354	PW-8236	50	11.0	200D ... 240D	345Y...415Y	29.0D	16.7	-430	600	74	104
A 355	PW-8236	60	12.6	220D ... 275D	380Y...480Y	50.2D	29.0	-460	600	78	104



Other voltage ranges		
		PW-8236 <input type="checkbox"/> <input type="checkbox"/>
50Hz	60Hz	↑ ↑
3~		
185...225 V D/320...390 V Y	200...240 V D/345...415 V Y	H 1
200...240 V D/345...415 V Y	200...275 V D/380...480 V Y	H 6
345...415 V D	380...480 V D	H 7
500 V D	575 V D	C 5

Machines according to the ATEX norm 94/4 EG are available for the whole performance range.

Following types available: Category 3 G, 3/2 G, 3 D and 3/2 D.

Further voltage range on request; please quote in plain text.

All PW achieve the standards and norms of the low voltage directive (LVD)2006/95/EC, rotating electrotechnical motor EN 60034-1-2004, electromagnetic compatibility(EMC)EN55014-1/2,EN61000-2/-3/-4/-6.

- 1) For standard UL for ELECTRIC MOTOR UL 1004-1.
- 2) Relief-valve are available for limiting differential pressure.
- 3) Measuring-surface sound-pressure level acc. to DIN EN 21680, measured at a distance of 1 m. The pump is throttled to an average suction pressure, a hose is connected to the discharge side (compressor) / suction side (vacuum pump), but is not fitted with relief valves.

The motors are designed according to the DIN EN 60 034 / DIN IEC 34-1 and temperature class F.

For the three phase machines the tolerances are +/- 10 % for fixed voltage and +/- 5 % for voltage range.

The single phase machines are designed with a +/- 5 % tolerances. If only 90 % of the maximum allowed pressure will be used for the continuous operating then the allowed voltage range add to +/- 10 %.

For all single and three phase machines which designed according to the UL and CSA norm (UL 1004-1) the maximum allowed voltage tolerances are - 10 % resp. + 6 %.

The frequency tolerance is maximum +/- 2 %.



PUMPOWER®

BLOWER INDUSTRIAL

- Fabricados con tecnología alemana.
- Equipos de caudal - alto flujo de aire [2.500 m³/h].
- Equipos de alta presión [1.000 mBar].
- Libre de mantenimiento.
- Niveles de ruido bajo.
- Rodamientos originales de alta calidad.
- Funcionamiento libre de aceites, aire limpio.
- Fácil instalación.
- Precio competitivo.
- Diferentes diseños incluyendo una etapa, dos etapas y tres etapas.
- Garantía Amplia.
- Diferentes tipos de conexión: monofásica 110V - 220V, trifásica 220V - 440V.
- Algunas aplicaciones:
 - Oxigenación en estanques diseñados para la piscicultura, acuicultura y/o afines, en tierra y/o geomembrana.
 - Aireación y extracción de gases en la minería.
 - Secado de pintura automotriz.
 - Aspiradoras industriales para lavaderos de carros.
 - Oxigenación en plantas de tratamiento de aguas residuales.
 - Secado de papel.
 - Entre otros.

- 1 Tapa posterior del Blower.
- 2 Tapa delantera del Blower.
- 3 Conexión - ducto de succión/vacío.
- 4 Conexión - ducto de descarga/presión.
- 5 Base para instalación.
- 6 Flecha de dirección del transporte del fluido.
- 7 Flecha que indica el sentido de rotación.
- 8 Motor asíncrono.
- 9 Tapa del ventilador.
- 10 Caja de bornes/terminales.

