


# ESPECIFICACIONES TÉCNICAS PW-5278D

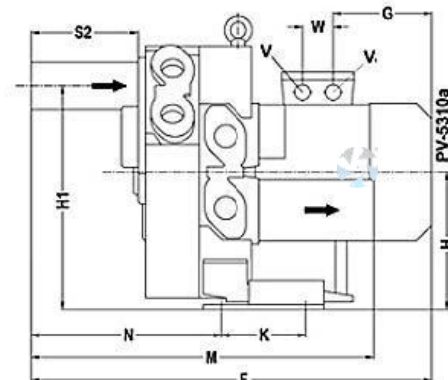
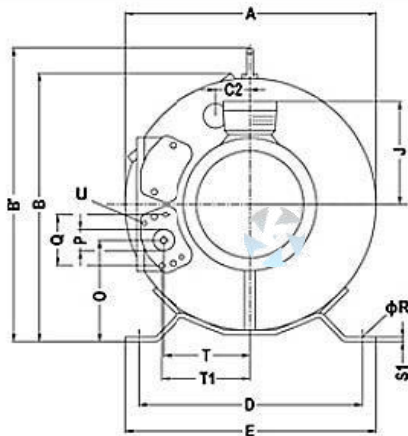


**PUMPOWER<sup>®</sup>**

REFERENCIA	PW-5278D	DOS ETAPAS
POTENCIA	6,2 HP / 4,60 kW	
TENSIÓN REQUERIDA / FRECUENCIA	220 V o 440 V a 60 Hz TRIFÁSICO	
NIVEL PRESIÓN ACÚSTICA	71 dB (A)	
MÁXIMO FLUJO DE AIRE (Q.MAX)	145 m <sup>3</sup> /h	
CAUDAL MÁXIMO (CFM)	85,34 pie <sup>3</sup> /min	
VACÍO MÁXIMO	-530 mBar	
PRESIÓN MÁXIMA	810 mBar	
	11,75 psi	
	0,81 Bar	
	81,0 kPa	
PROFUNDIDAD MAX	8,1 m.c.a. [metro columna de agua]	
VELOCIDAD	3485 rpm	
DIÁMETROS: ENTRADA / SALIDA	1,25 pulg. X 1,25 pulg. $\frac{1}{4}$ pulg.	
AMP. CON CARGA	220V 16,4 A / 440V 9,5 A.	
PESO	51 kg	
DIMENSIONES CAJA	60,3 cm x 28,7 cm x 43,5 cm	



#### Dimension for Side Channel Blower

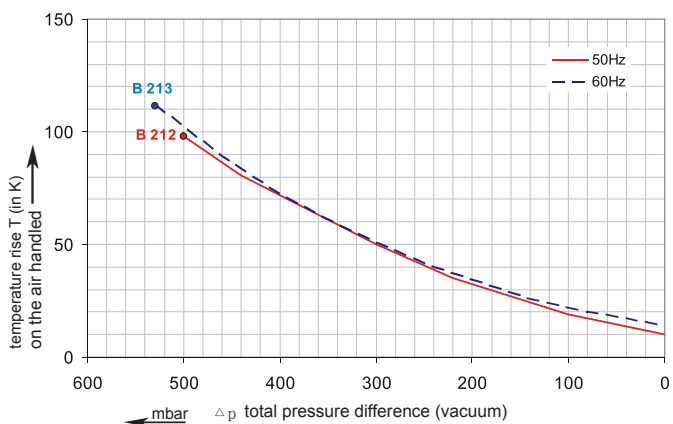
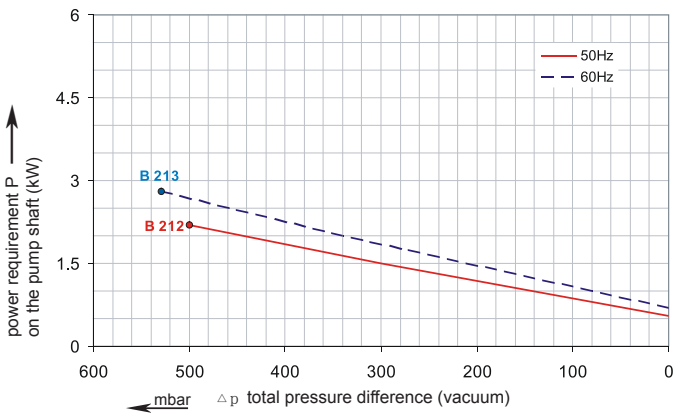
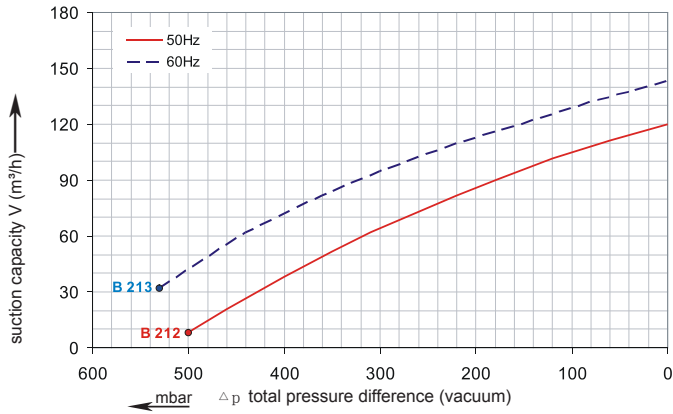


Type	Phases	A	B	C''	D	E	F
PW-5278D	3~	387	402	57	328	363	603
	G	H	H'	J	K	M	N
	211	206	343	148	152	453	256
O	P	Q	φR	S1	S2	T	T1
148	G 1 ¼	64	14	5	140	137	138
U	V	V1	W				
M6×17	2×M32×1.5	M16×1.5	32				

Note: Model offerings and design parameters may change without notice.

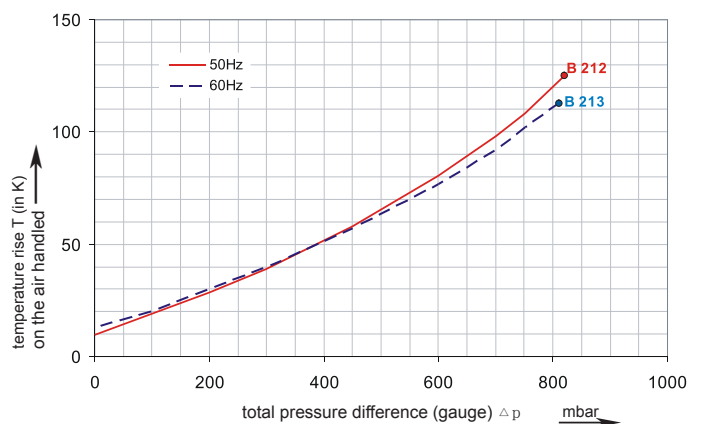
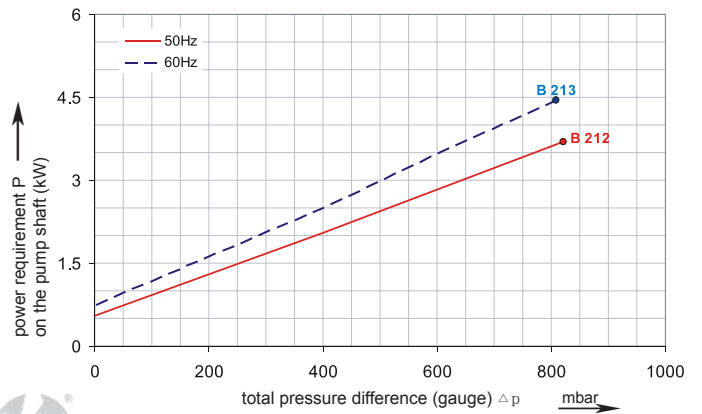
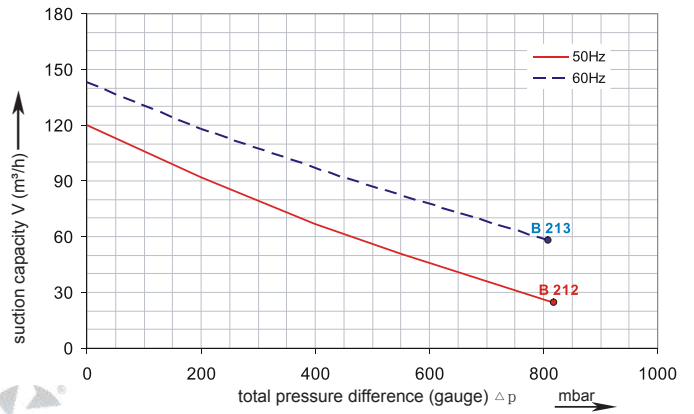
# PW

Performance curve for Vacuum pump



# PW-5278D

Performance curve for Compressor




The performance curves are based on air at a temperature of 15 °C and an atmospheric pressure of 1013 mbar with a tolerance of +/- 10 %. The total pressure differences are valid for suction and ambient temperatures up to 25 °C. For other conditions please confer with us.

Each PW type can be applied both as vacuum pump and compressor in continuous operation over the total stated performance curve range. The motors are available as standard for the input voltage range of 50 and 60 Hz and for protection category IP 55 as well as approved for UL and CSA.

**Selection and ordering data**
**Type PW-5278D**

Curve No.	Order No.	Fre- quency Hz	Rated power kW	Input voltage V	Input current A	Permissible total differential pressure <sup>2)</sup>		Sound pressure level <sup>3)</sup> dB(A)	Weight ca. kg
						Vacuum mbar	Compressor mbar		
<b>3~ 50/60 Hz IP55 insulation material class F 1)</b>									
B 212	PW-5278D	50	4.0	345D...415D	16.4D	-500	820	65	51
B 213	PW-5278D	60	4.6	415D...460D	16.4D	-530	810	71	51



Other voltage ranges		
		□ □
<b>50Hz</b>	<b>60Hz</b>	↑ ↑
3~		
185...225 V D/320...390 V Y	200...240 V D/345...415 V Y	H 1
200...240 V D/345...415 V Y	200...275 V D/380...480 V Y	H 6
345...415 V D	380...480 V D	H 7
500 V D	575VD	C 5
Machines according to the ATEX norm 94/4 EG are available for the whole performance range. Following types available: Category 3 G, 3/2 G, 3 D and 3/2 D.		
1~		
100 / 200 V	100 / 200 V	V 4
115 / 230 V	115 / 230 V	V 5
230V	---	A 1

Further voltage range on request; please quote in plain text.

All PW achieve the standards and norms of the low voltage directive (LVD)2006/95/EC, rotating electrotechnical motor EN 60034-1-2004, electromagnetic compatibility(EMC)EN55014-1/2,EN61000-2/-3/-4/-6.

- 1) For standard UL for ELECTRIC MOTOR UL 1004-1.
- 2) Relief-valve are available for limiting differential pressure.
- 3) Measuring-surface sound-pressure level acc. to DIN EN 21680, measured at a distance of 1 m. The pump is throttled to an average suction pressure, a hose is connected to the discharge side (compressor) / suction side (vacuum pump), but is not fitted with relief valves.

The motors are designed according to the DIN EN 60 034 / DIN IEC 34-1 and temperature class F.

For the three phase machines the tolerances are +/- 10 % for fixed voltage and +/- 5 % for voltage range.

The single phase machines are designed with a +/- 5 % tolerances. If only 90 % of the maximum allowed pressure will be used for the continuous operating then the allowed voltage range add to +/- 10 %.

For all single and three phase machines which designed according to the UL and CSA norm (UL 1004-1) the maximum allowed voltage tolerances are - 10 % resp. + 6 %.

The frequency tolerance is maximum +/- 2 %.



# PUMPOWER®

## BLOWER INDUSTRIAL

- Fabricados con tecnología alemana.
- Equipos de caudal - alto flujo de aire [2.500 m<sup>3</sup>/h].
- Equipos de alta presión [1.000 mBar].
- Libre de mantenimiento.
- Niveles de ruido bajo.
- Rodamientos originales de alta calidad.
- Funcionamiento libre de aceites, aire limpio.
- Fácil instalación.
- Precio competitivo.
- Diferentes diseños incluyendo una etapa, dos etapas y tres etapas.
- Garantía Amplia.
- Diferentes tipos de conexión: monofásica 110V - 220V, trifásica 220V - 440V.
- Algunas aplicaciones:
  - Oxigenación en estanques diseñados para la piscicultura, acuicultura y/o afines, en tierra y/o geomembrana.
  - Aireación y extracción de gases en la minería.
  - Secado de pintura automotriz.
  - Aspiradoras industriales para lavaderos de carros.
  - Oxigenación en plantas de tratamiento de aguas residuales.
  - Secado de papel.
  - Entre otros.

- 1 Tapa posterior del Blower.
- 2 Tapa delantera del Blower.
- 3 Conexión - ducto de succión/vacío.
- 4 Conexión - ducto de descarga/presión.
- 5 Base para instalación.
- 6 Flecha de dirección del transporte del fluido.
- 7 Flecha que indica el sentido de rotación.
- 8 Motor asíncrono.
- 9 Tapa del ventilador.
- 10 Caja de bornes/terminales.

